



HUBILO

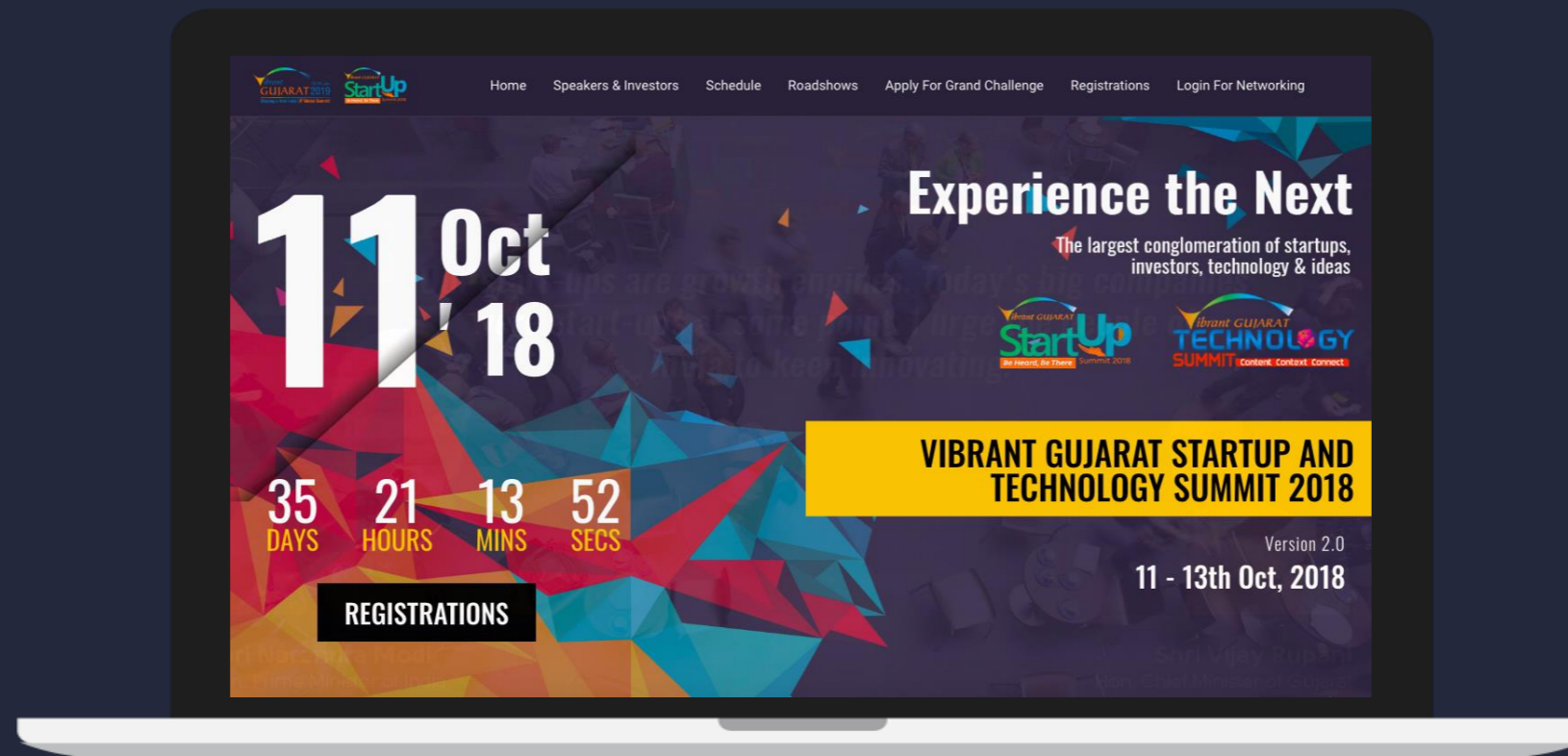
BRANDING GUIDELINES

CUSTOMIZE BRANDING

The following things can be customized through Hubilo's dashboard:

1. Website Banner
2. Event Logo
3. Speaker Images
4. Sponsor + Exhibitor Logos
5. App Banner
6. Google Play Store Banner
7. Google Play Store Upload Screen
8. Apple App Store Upload Screen
9. Android App Splash Screen
10. Apple App Splash Screen
11. App Logo
12. App Help Screens

1. WEBSITE BANNER



Position: On the website + Email Marketing

Dimensions: 2000 x 1100 pixels

File Format: PNG or JPG

Max Size: 5 MB

Count: Multiple Banners

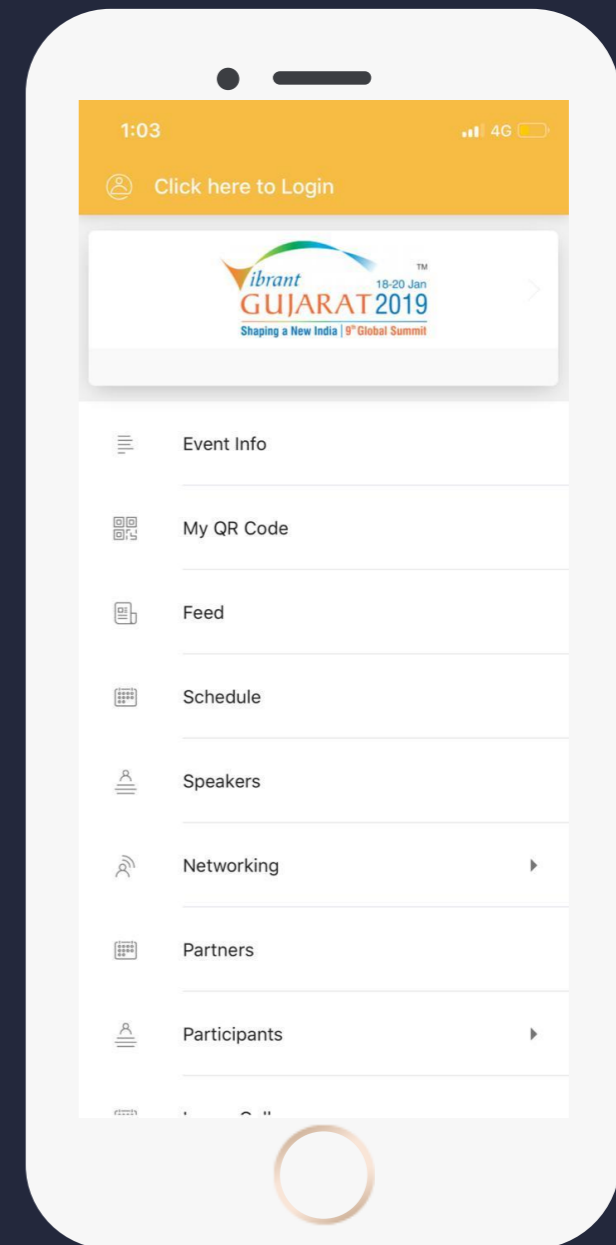
Effect: Sliding Banners

Note: Can be changed at any time

2. EVENT LOGO

Position: Website + App +
Dimensions: Auto Adjust (300 Px)
File Format: PNG or JPG
Max Size: 5 MB
Count: Multiple Logos
Effect: Sliding Logos

Note: Editable post App Publish



3. SPEAKER IMAGES

Position: Website + App

Dimensions: 350 x 350 pixels

Recommended: 500 x 500 pixels

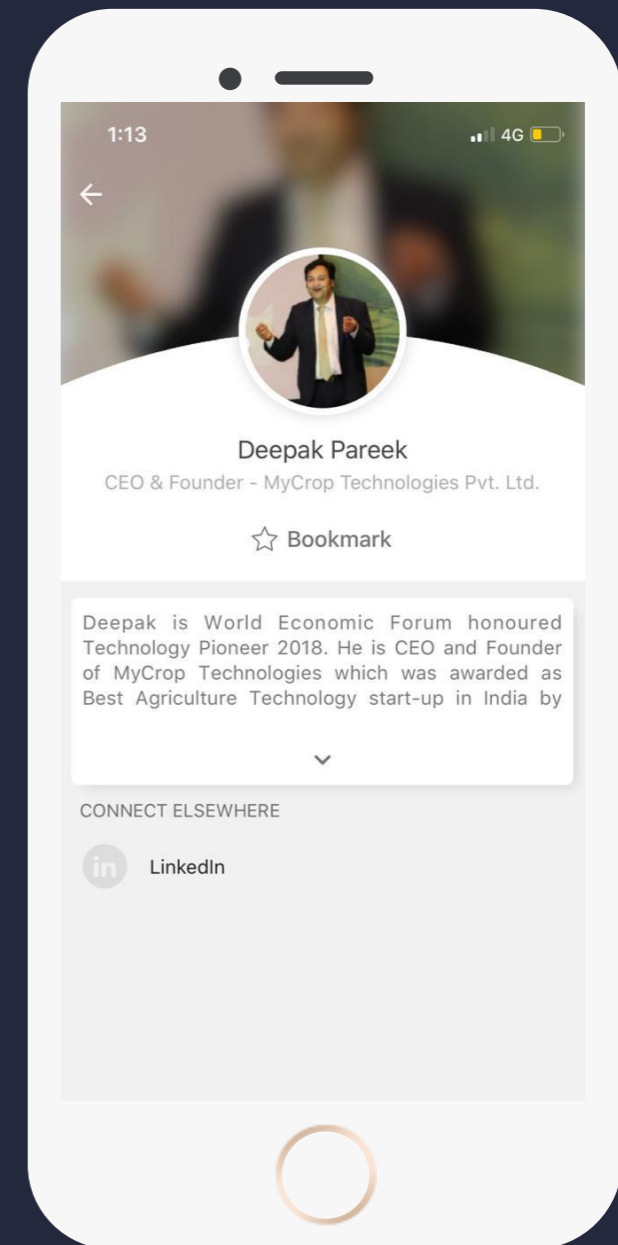
File Format: PNG or JPG

Max Size: 5 MB

Count: Multiple Speakers

Effect: Scroll

Note: Editable post App Publish



4. SPONSOR & EXHIBITOR LOGOS

Position: Website + App

Dimensions: Auto Adjust (300 Px)

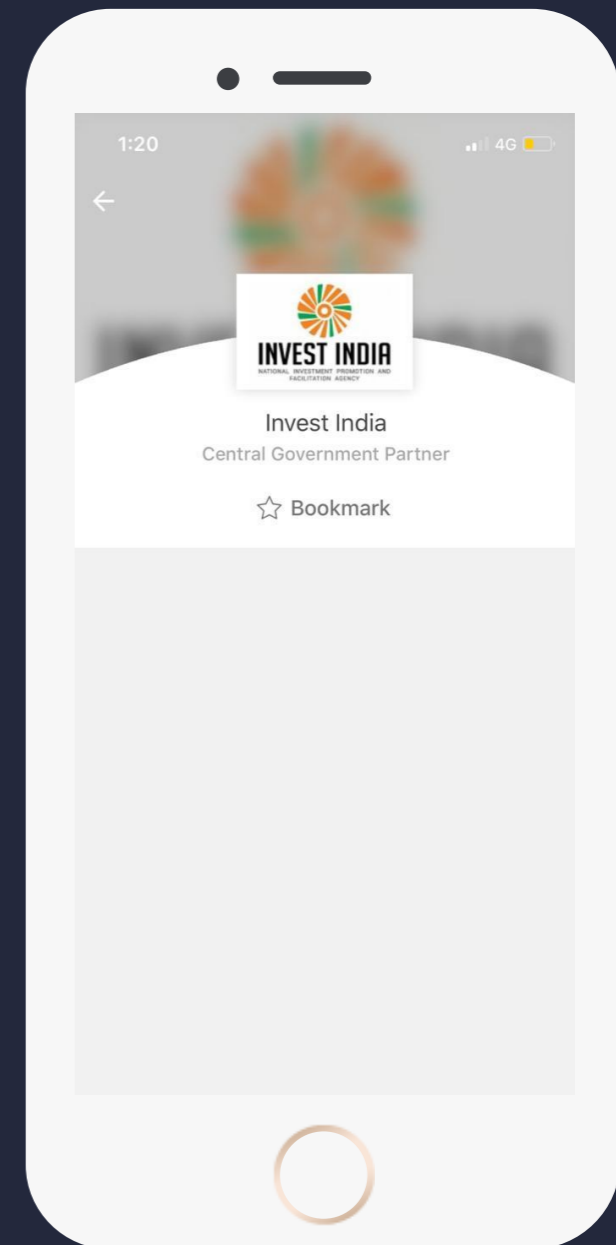
File Format: PNG or JPG

Max Size: 5 MB

Count: Multiple Sponsors

Effect: Scroll

Note: Editable post App Publish



5. APP BANNER

Position: App Event info screen

Dimensions: 800 x 640 pixels

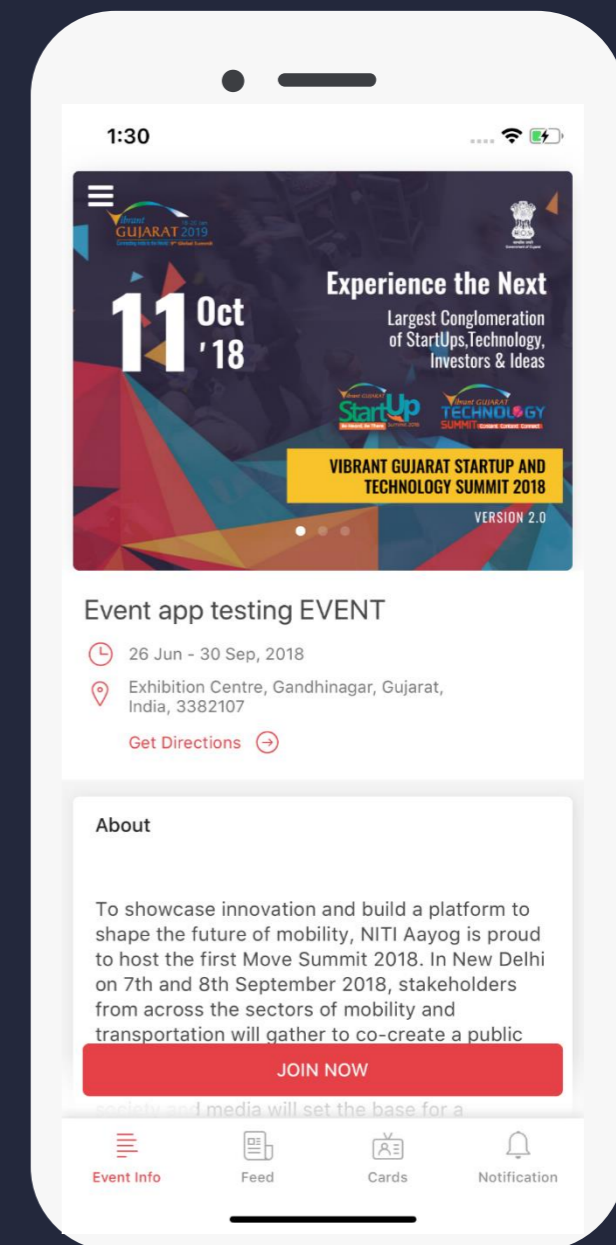
File Format: PNG or JPG

Max Size: 5 MB

Count: Multiple Banners

Effect: Sliding Banners

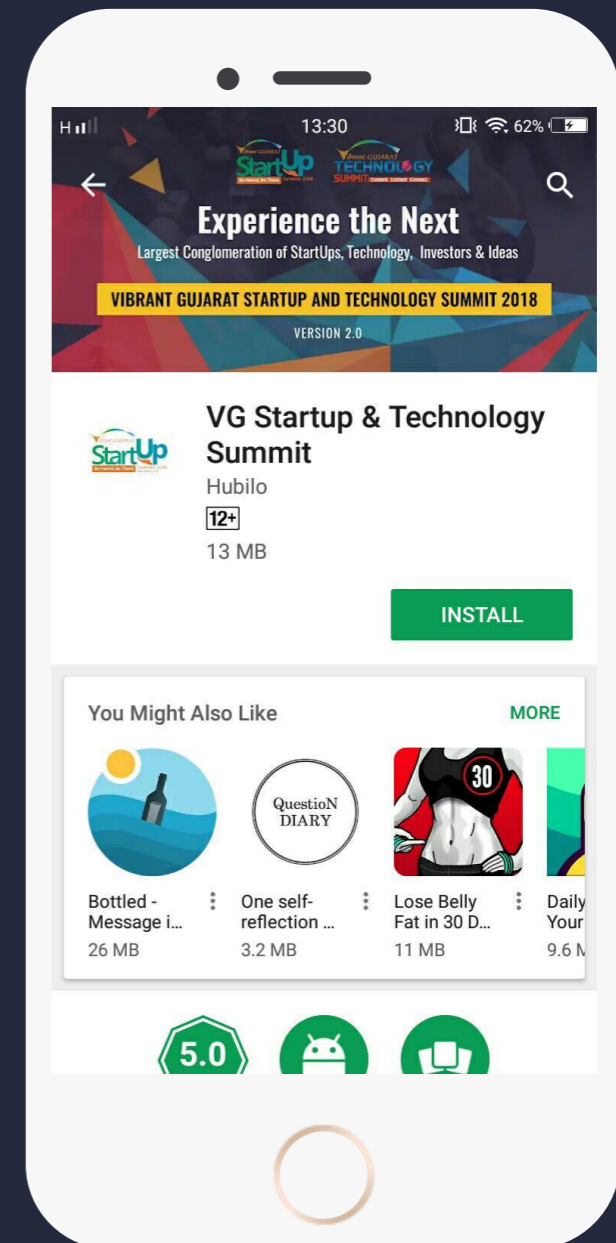
Note: Editable post App Publish



6. GOOGLE PLAY STORE BANNER

Position: Android Play Store
Dimensions: 1024 x 500 pixels
File Format: PNG
Max Size: 5 MB
Count: Only one

Cannot be changed post App Publish



7. GOOGLE PLAY STORE UPLOAD SCREENS

Hubilo creates the screenshots on its own but if a custom screen is required to be uploaded then the following guidelines needs to be followed.

Position: Google Play Store

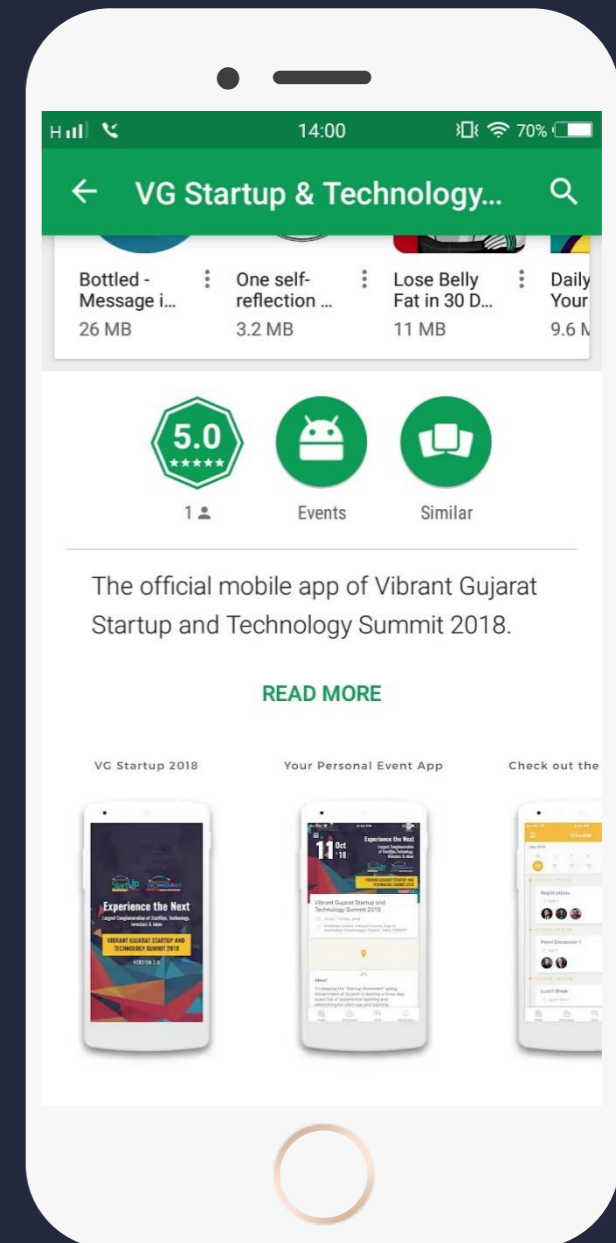
Android: 640 x 960 Pixels

File Format: PNG

Max Size: 5 MB

Count: 2 to 8

Cannot be changed post App Publish



8. APPLE APP STORE UPLOAD SCREENS

Hubilo creates the screenshots on its own but if a custom screen is required to be uploaded then the following guidelines needs to be followed.

Position: App Store

iPad: 1536 x 2048 Pixels

iPhone XS MAX/ XR: 1242 x 2688 Pixels

iPhone X: 1125 x 2436 Pixels

iPhone 6/7/8: 1242 x 2208 Pixels

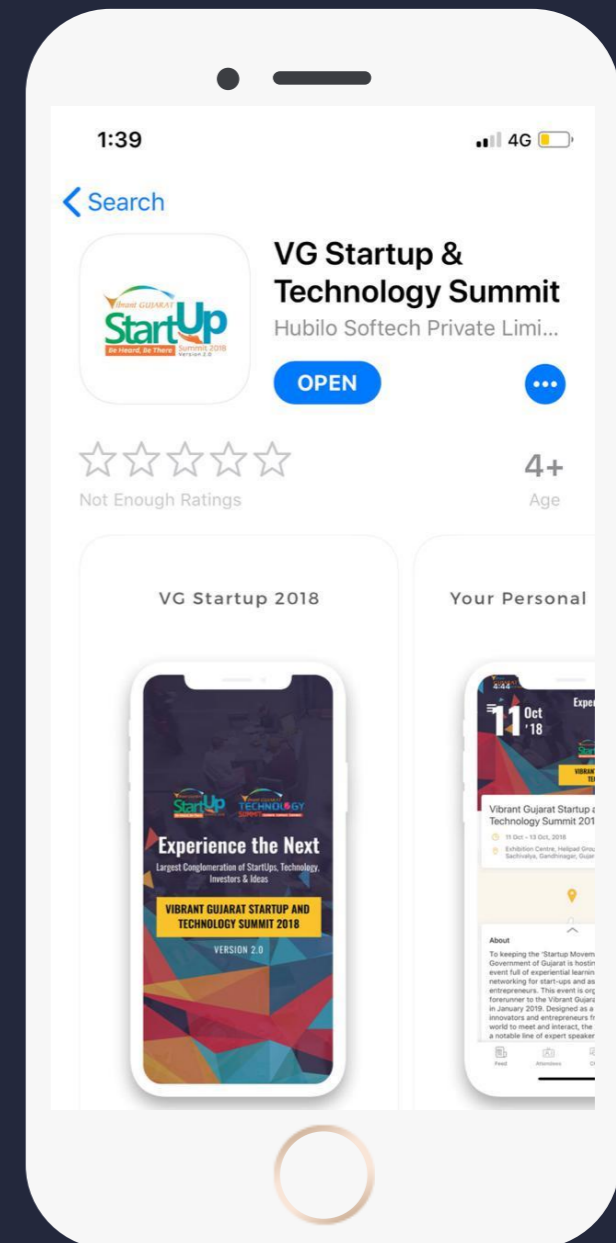
iPhone 4/4s: 640 x 960 Pixels

File Format: PNG

Max Size: 5 MB

Count: 1 to 10

Cannot be changed post App Publish



9. ANDROID APP SPLASH SCREEN

Position: Android App Start Screen

Android: 640 x 960 Pixels

File Format: PNG

Max Size: 5 MB

Count: Only one

Cannot be changed post App Publish



10. APPLE APP SPLASH SCREEN

Position: iOS App Start Screen

iPad: 1536 x 2048 Pixels

iPhone XS MAX/ XR: 1242 x 2688 Pixels

iPhone X: 1125 x 2436 Pixels

iPhone 6/7/8: 1242 x 2208 Pixels

iPhone 4/4s: 640 x 960 Pixels

File Format: PNG

Max Size: 5 MB

Count: Only one

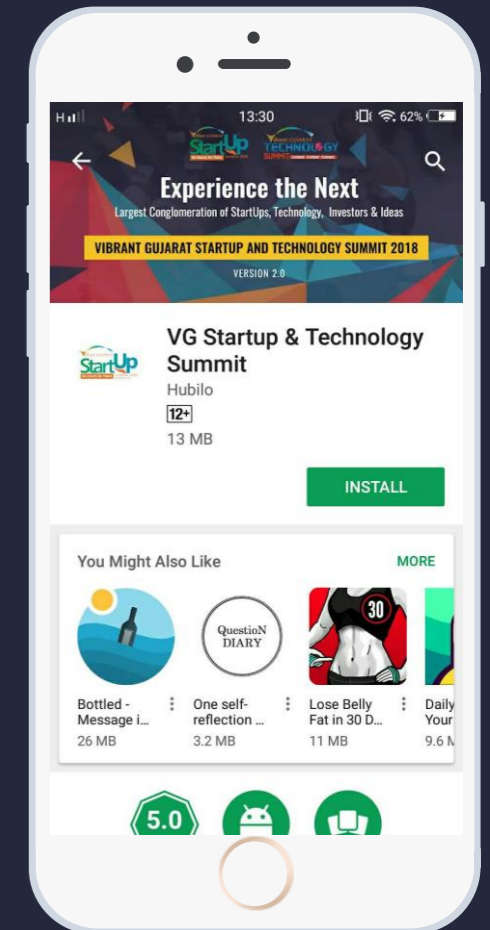
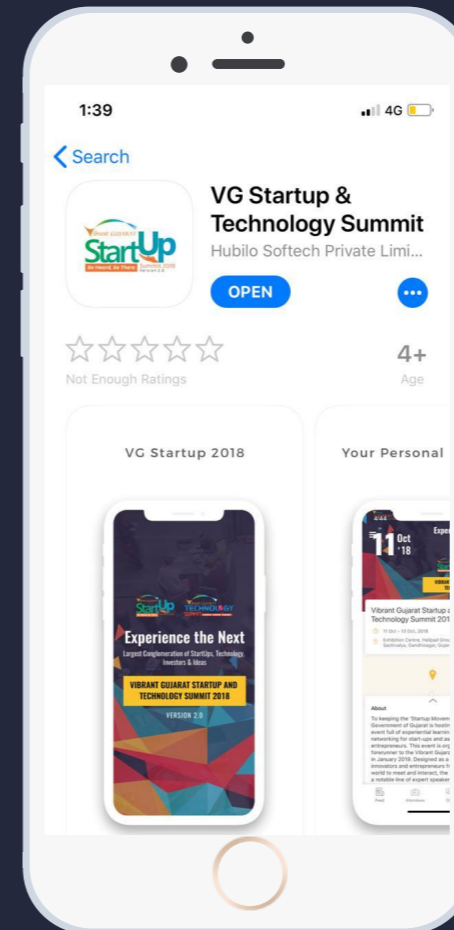
Cannot be changed post App Publish



11. APP LOGO

Position: iOS + Android Phone
Dimension: 1024 x 1024 Pixels
File Format: PNG
Max Size: 5 MB
Count: Only on

Cannot be changed
post App Publish



12. APP HELP SCREEN

Hubilo creates the help screens on its own but if a custom help screen is required then the following guidelines needs to be followed.

Position: iOS + Android First time

Dimension: 700 x 700 Pixels

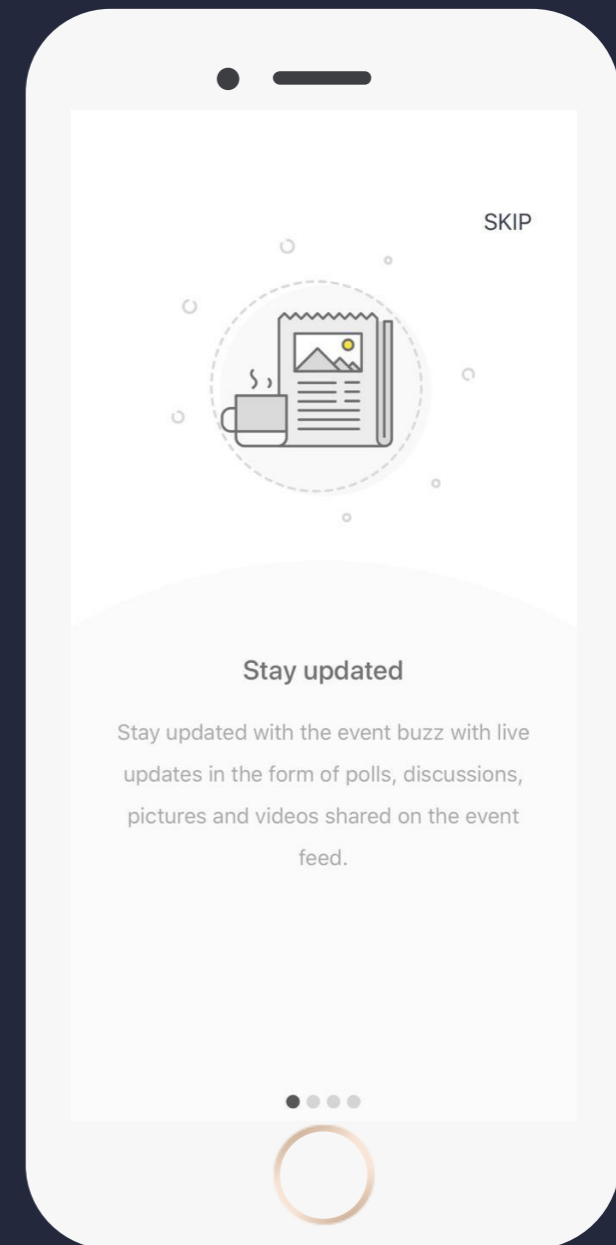
File Format: PNG

Max Size: 5 MB

Count: 1 to 5

We can only change the icon

Cannot be changed post App Publish





**FOR ANY QUERIES
CONNECT WITH US AT**

support@hubilo.com